

# LivingWALL PLUS

TECHNICAL  
DATASHEET

MAY 2026 | VERS. 01

## LivingWALL PLUS PRODUCT FEATURES

Ventilated rainscreen façade greening

Pre-assembled fleece module

## PRODUCT ADVANTAGES

Individually adaptable to virtually any geometry

Fire resistance class A2

Large system height

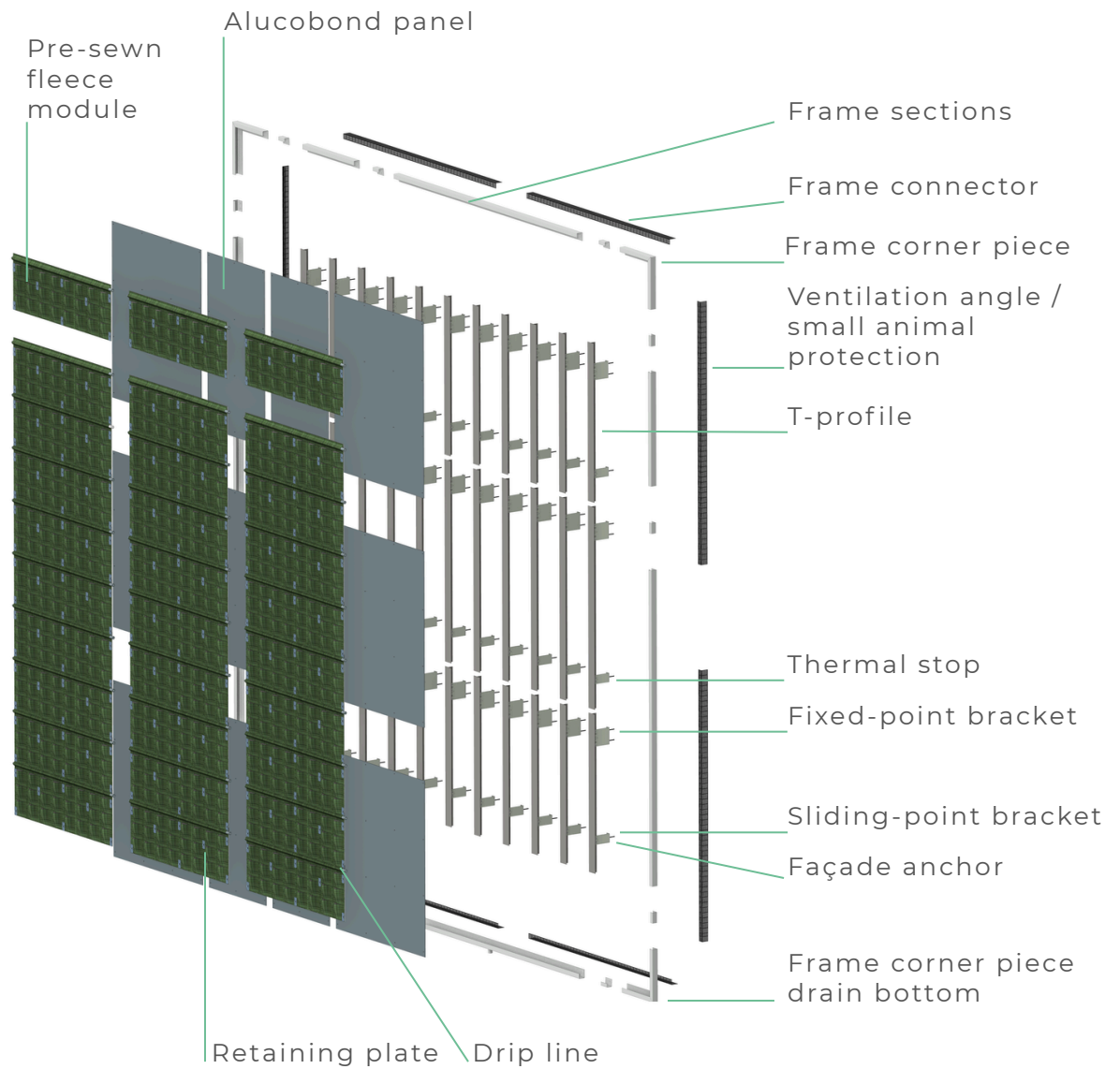
Pre-cultivated young plants in Vertiko substrate



## PRODUCT SPECIFICATIONS

Parameter	Specification
Size of sewn module:	1600 x 535 (Width x Height)
Modularity:	Width-adjustable in 200 mm increments
Dry weight (excl. plants):	max. < 23 kg/m <sup>2</sup>
Water-saturated weight:	max. < 30 kg/m <sup>2</sup>
Number of plants per module:	24 (= 28 plants pro m <sup>2</sup> )
Plant pocket size:	200 x 150 mm (Width x Height)
Certificates:	Fire classification A2 s1-d0 to DIN EN 13501-1

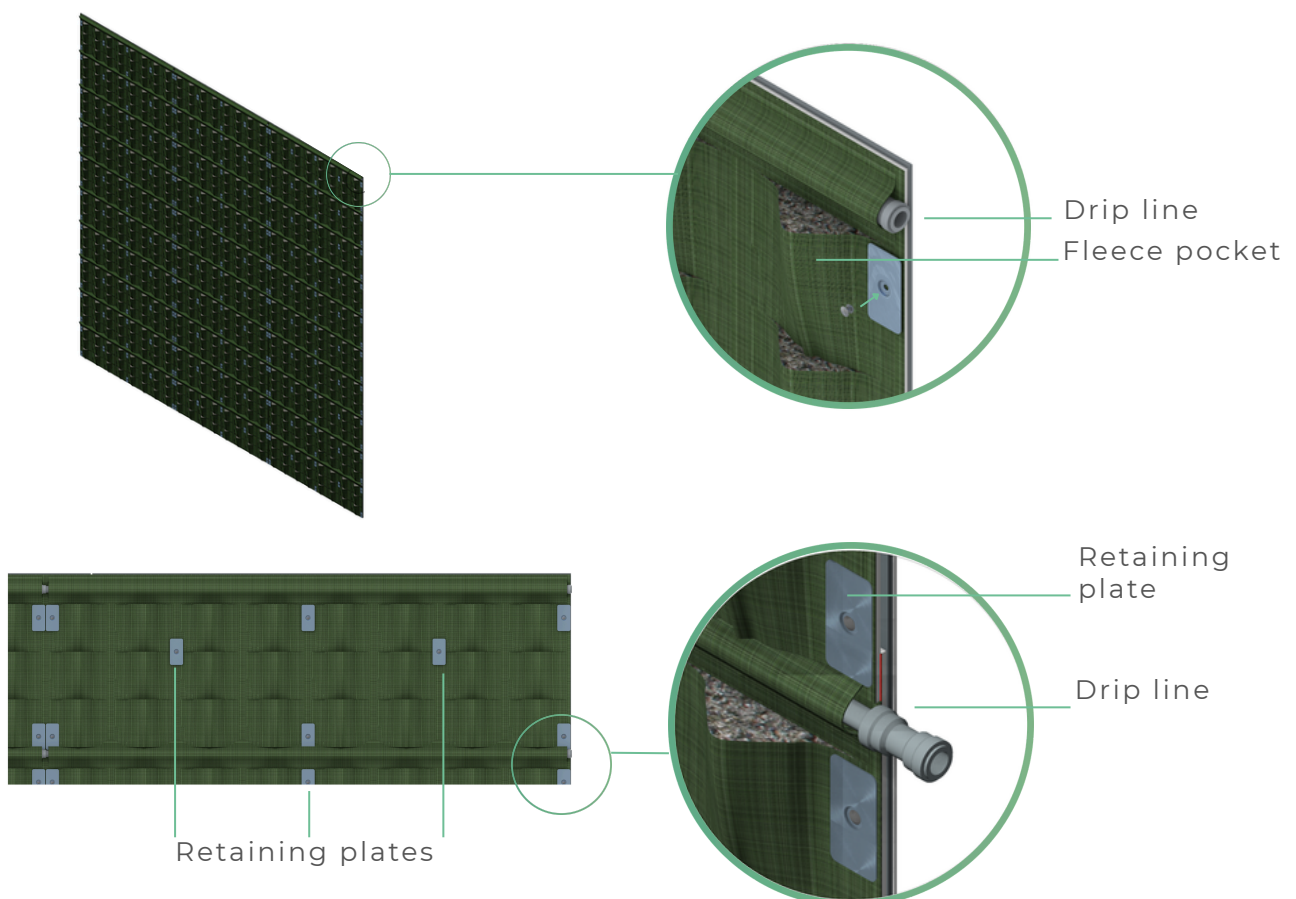
## LivingWALL PLUS COMPONENTS



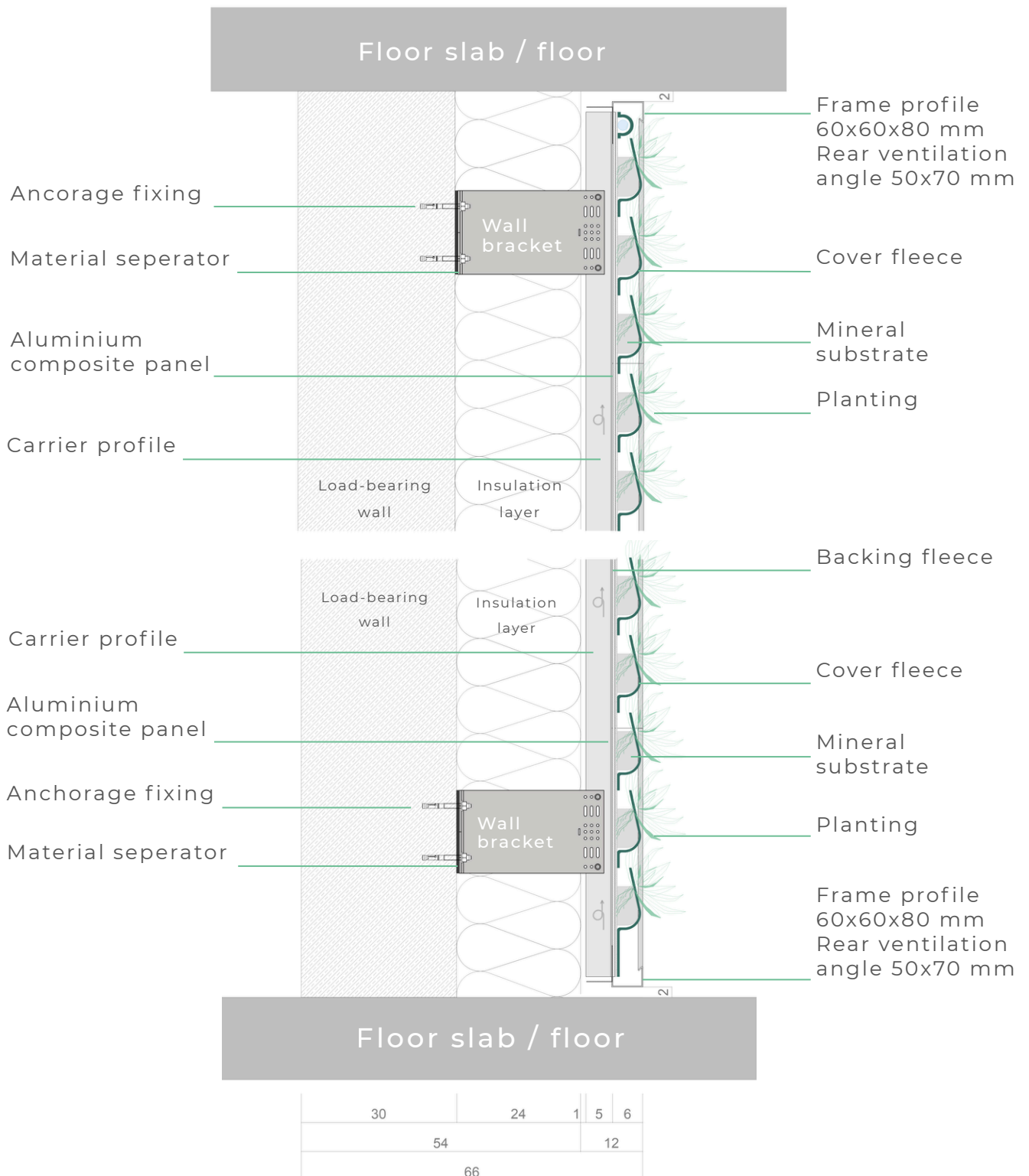
## FLEECE MODULE

The fleece modules are mounted quickly, easily and securely to a retaining plate using blind rivets. Even with just a few fixing points per square metre, a seamless, high-quality appearance is achieved. Thanks to the factory pre-sewn fleece modules, the

on-site processing of fleece layers previously required on the construction site is no longer necessary. The reduced number of installation steps simplifies assembly, improves handling and supports efficient construction workflows.



## INSTALLATION ON SUBSTRUCTURE WITH ALUCOBOND PANELS




## TERMINATIONS WATER DRAINAGE

A perimeter frame is required for controlled water drainage. The LivingWALL PLUS perimeter frame is

planned on a project-specific basis and manufactured from aluminium, coated in the desired RAL colour.

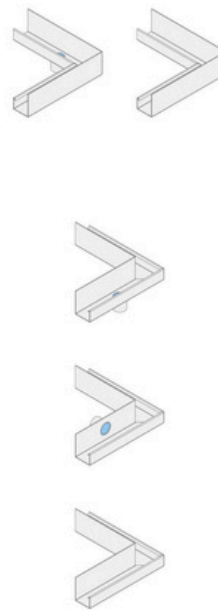
Frame section




Frame corner vertical



Frame corner horizontal

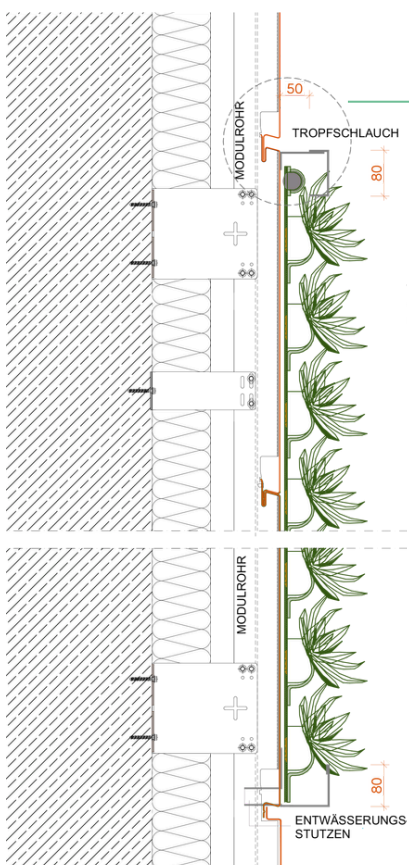


Exemplary vertical assembly




## INSTALLATION ON PRO+ GREEN MODUL

Our fleece-substrate system can be installed on an aluminium substructure supplied by our cooperation partner PRO+.



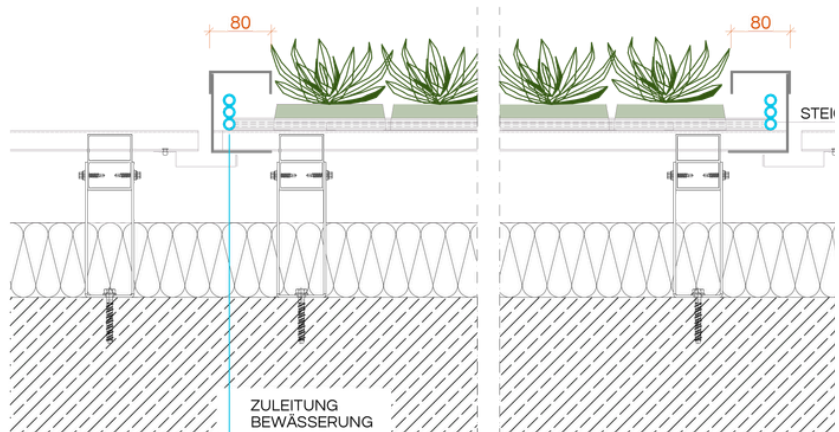
Vertical section M 1:7,5



Detail M 1:2



Overcladding façade



Horizontal section M 1:7,5

## PLANTS | VERTIKO SUBSTRATE

The LivingWALL PLUS is supplied with pre-cultivated plants only. These are grown in Vertiko substrate beforehand to avoid transplant stress and reduce failure rates.

A 100% mineral substrate is used. For each project, we create a bespoke planting plan that ensures optimal growing conditions and achieves a harmonious overall appearance.

## PLANT SELECTION



- 1 Alchemilla
- 2 Bergenia cordifolia
- 3 Campanula poscharskyana
- 4 Festuca amethystina
- 5 Geranium macrorrhizum
- 6 Geranium sanguineum
- 7 Geranium x cantabrigiense
- 8 Helleborus niger
- 9 Hemerocallis
- 10 Heuchera villosa var. macrorrhiza
- 11 Heuchera micrantha
- 12 Heuchera sanguinea
- 13 Polystichum setiferum
- 14 Thymus

## MAINTENANCE AND SERVICING

A minimum of two maintenance visits per year are required, supplemented by regular visual inspections to assess plant development.

Key maintenance measures:

- Cut back shoots (thinning / retention / rejuvenation)
- Remove spent flowers and dead material
- Pest control & replanting

## IRRIGATION

Irrigation is demand- and sensor-controlled. It can be managed via remote monitoring, including real-time notifications.

Irrigation of a façade greening system is essential.



See also the technical data sheet "Irrigation System".

## DO YOU HAVE ANY QUESTIONS ABOUT THE SYSTEM?

Our technical support team  
is happy to help.

## CONTACT

Vertiko GmbH  
Buchenhofener Straße 25  
42329 Wuppertal

+49 202 947 939-00  
[anfrage@vertiko.de](mailto:anfrage@vertiko.de)  
[vertiko.de](http://vertiko.de)

